



Project: _____
 Location: _____
 Cat. #: _____
 Type: _____
 Quantity: _____

Powered by  Biotechnology

ADB 7000-W | Wall-Mounted Air Disinfection Biosecurity Unit

Features:

- 24/7 365 continuous and proactive air and surface disinfection in a compact wall-mounted unit
- Provides a comprehensive disinfection solution for use in public spaces to achieve a new air quality safety threshold by neutralizing up to 99.99% of viruses (influenza, norovirus, etc.) within minutes and bacteria (listeria, salmonella, E. coli, campylobacter, etc.) within 2 hours.
- No toxic chemicals or irradiation
- Low power consumption
- Easy plug & play operation
- Used for over 20 years and is installed in thousands of locations, worldwide


Details:

- ADB systems activate ambient air using proprietary Modulated Dielectric Barrier Discharge that generates a safe, chemical-free non-thermal (cold) plasma. Highly reactive molecules from the plasma are distributed throughout the space via integrated turbine to neutralize microbes (viruses, bacteria & mold) and VOCs in the air and on surfaces. This sanitizing cold plasma treatment is continuous, controlled, and consistent.
- Each system is process engineered for the area being treated to ensure continuous and proper treatment levels throughout the space.

Applications:

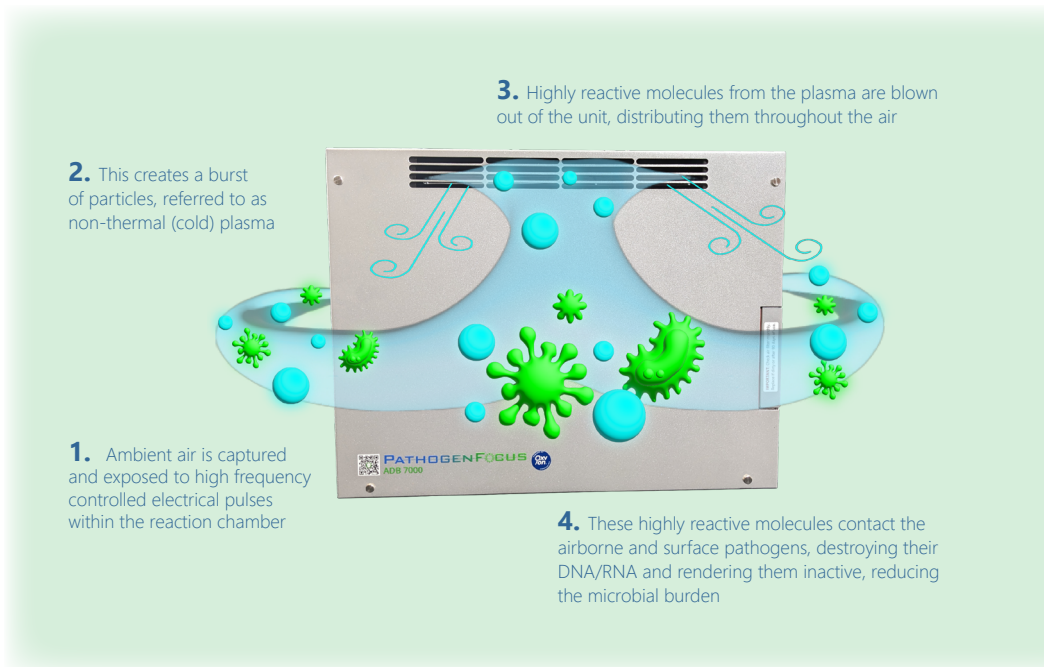
Suitable for most indoor conditioned spaces. Not suitable for industrial environments.

- Government Buildings
- Hospitality
- Healthcare
- Fitness/Locker Rooms
- K12/Higher Education
- Offices
- Meeting Room/Break Rooms
- Restaurants
- Retail



Construction:

- Cabinet constructed of powder coated aluminum
- 6' Cord with 120V plug
- IP55 air filter



Ordering Guide:

Series	-	Model
ADB 7000	-	1W
ADB 7000		1W

Specifications:

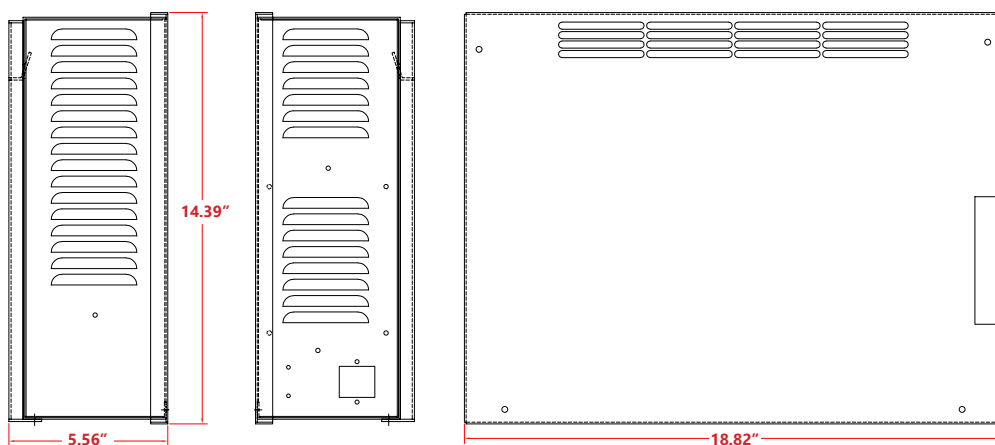
Model	Operation Frequency	Amps	Max Power	Voltage	Turbine CFM
ADB 7000-1W	50/60 Hz	0.1A	12W	120V	112.9

Performance Capacity:

Model	Air Volume (Typical)
ADB 7000-1W	up to 9,200 ft ³

Performance capacity is just a guideline. ADB system design is application specific and depends on many factors, including existing bio load of the environment as well as what you are trying to achieve (improved air quality, odor elimination, food safety, increased shelf life of perishables, increased crop yield, etc.). Specific industrial processes (i.e. food processing or food safety, indoor farming) and/or certain air/surface quality issues may require up to 5 times the treatment concentration to achieve desired results. Please contact your PathogenFocus representative for proper ADB system design.

Schematic:



Weight: 15.7 lbs.

Operation:

Mount to wall and plug it into a 120V outlet. Set the toggle switch, located on the side of the unit, to the 'on' position to power up the unit. A green indicator light will illuminate to signal the unit is operating and the turbine will start running. Recommended mounting height is 6' minimum, 7' preferred, depending on ceiling height, to the bottom of the unit.



User Guide

No part of this document may be used for any purpose other than the purposes specifically indicated herein nor may it be reproduced or transmitted in any form or by any means, electronic, or mechanical, including photocopying and/or recording for any purpose without permission from the manufacturer.

This information appearing in this document is for general purposes only. The manufacturer makes no warranty of any kind with regard to the information appearing in this document including, but not limited to, implied warranties of merchantability and/or fitness for particular use or purpose. The manufacturer assumes no responsibility for the results, direct and/or indirect, of any misuse of the information appearing in this document nor for any use of the manufacturer product offering referred to herein in any manner deviating from the recommendations made in this document. The manufacturer assumes no responsibility for the use of any parts, components, or other ancillary appliances including circuitry other than as recommended hereunder or other than that embodied in the product.

Guidelines For User Safety And Equipment

Protection symbols are used to highlight information relating to the user's personal safety and protection of the equipment throughout this guide. Do not operate the equipment without prior consulting with a representative.

When any of the following symbols appear, the associated information must be read carefully and understood fully. Avoid getting too close to the output of the system. When the equipment is in operation, stay a minimum of 4 feet away from the output.

Warnings



WARNING

The identified danger can cause physical and property damage



DANGER

The identified danger can cause severe physical and property damage. This symbol relates specifically to electrical danger.

Under no circumstances will the manufacturer be liable or responsible for any consequential damage that may arise as a result of the installation or use of this equipment. All examples and diagrams shown in this guide are intended to aid understanding. They do not guarantee operation. The manufacturer accepts no responsibility for the actual use of this equipment based on these examples.

Due to the great variety of possible applications for this equipment, the user must assess the suitability of this product for specific applications.

Equipment described herein is recommended based on the room temperature, type of process, the air circulation of the room, and overall size of the room. The user of this product further acknowledges that in order for the equipment to achieve optimal results, there must be sufficient air circulation, a somewhat enclosed treated area, and when applicable, proper ventilation in the packaging of stored/palletized product(s).

